

Usr: MANUEL

Rep: rptEstadoAnalíticoPresupuestoEgresos\_FF

| Ejercicio del Presupuesto                            |   | Egresos Aprobado Al 31/12/2022 |  | Ampliaciones / (Reducciones) |  | Egresos Modificado |  | Egresos Comprometido |  | Egresos Devengado |  | Egresos Ejercido |  | Egresos Pagado  |  | Subejercicio    |  |
|--|---|--------------------------------|--|------------------------------|--|--------------------|--|----------------------|--|-------------------|--|------------------|--|-----------------|--|-----------------|--|
| FFF22 FONDO DE FORTALECIMIENTO PARA LA FISCALIZACION |   |                                |  |                              |  |                    |  |                      |  |                   |  |                  |  |                 |  |                 |  |
| 50000  | BIENES MUEBLES, INMUEBLES E INTANGIBLES                     | \$5,732,890.35                 |  | \$2,301,677.12               |  | \$8,034,567.47     |  | \$4,000,000.00       |  | \$4,000,000.00    |  | \$4,000,000.00   |  | \$4,000,000.00  |  | \$4,034,567.47  |  |
| 51000  | MOBILIARIO Y EQUIPO DE ADMINISTRACION                       | \$0.00                         |  | \$1,975,771.65               |  | \$1,975,771.65     |  | \$0.00               |  | \$0.00            |  | \$0.00           |  | \$0.00          |  | \$1,975,771.65  |  |
| 51500  | Equipo de cómputo y de tecnologías de la información        | \$0.00                         |  | \$1,975,771.65               |  | \$1,975,771.65     |  | \$0.00               |  | \$0.00            |  | \$0.00           |  | \$0.00          |  | \$1,975,771.65  |  |
| 51501  | Bienes informáticos.  | \$0.00                         |  | \$1,975,771.65               |  | \$1,975,771.65     |  | \$0.00               |  | \$0.00            |  | \$0.00           |  | \$0.00          |  | \$1,975,771.65  |  |
| 59000  | ACTIVOS INTANGIBLES   | \$5,732,890.35                 |  | \$325,905.47                 |  | \$6,058,795.82     |  | \$4,000,000.00       |  | \$4,000,000.00    |  | \$4,000,000.00   |  | \$4,000,000.00  |  | \$2,058,795.82  |  |
| 59100  | Software  | \$5,732,890.35                 |  | \$325,905.47                 |  | \$6,058,795.82     |  | \$4,000,000.00       |  | \$4,000,000.00    |  | \$4,000,000.00   |  | \$4,000,000.00  |  | \$2,058,795.82  |  |
| 59101  | Software.   | \$5,732,890.35                 |  | \$325,905.47                 |  | \$6,058,795.82     |  | \$4,000,000.00       |  | \$4,000,000.00    |  | \$4,000,000.00   |  | \$4,000,000.00  |  | \$2,058,795.82  |  |
| FONDO DE FORTALECIMIENTO PARA LI                     |   | \$5,732,890.35                 |  | \$2,301,677.12               |  | \$8,034,567.47     |  | \$4,000,000.00       |  | \$4,000,000.00    |  | \$4,000,000.00   |  | \$4,000,000.00  |  | \$4,034,567.47  |  |
| PAC22 PRESUPUESTO AUTORIZADO 2022                    |   |                                |  |                              |  |                    |  |                      |  |                   |  |                  |  |                 |  |                 |  |
| 10000  | SERVICIOS PERSONALES  | \$143,407,097.90               |  | \$0.00                       |  | \$143,407,097.90   |  | \$143,407,097.90     |  | \$62,472,283.54   |  | \$62,472,283.54  |  | \$62,472,283.54 |  | \$80,934,814.36 |  |
| 11000  | REMUNERACIONES AL PERSONAL DE CARACTER PERMANEI             | \$61,610,312.02                |  | \$0.00                       |  | \$61,610,312.02    |  | \$61,610,312.02      |  | \$38,132,026.16   |  | \$38,132,026.16  |  | \$38,132,026.16 |  | \$23,478,285.86 |  |
| 11300  | SUELDOS BASE AL PERSONAL PERMANENTE                         | \$61,610,312.02                |  | \$0.00                       |  | \$61,610,312.02    |  | \$61,610,312.02      |  | \$38,132,026.16   |  | \$38,132,026.16  |  | \$38,132,026.16 |  | \$23,478,285.86 |  |
| 11301  | Sueldos base.   | \$61,610,312.02                |  | \$0.00                       |  | \$61,610,312.02    |  | \$61,610,312.02      |  | \$38,132,026.16   |  | \$38,132,026.16  |  | \$38,132,026.16 |  | \$23,478,285.86 |  |
| 13000  | REMUNERACIONES ADICIONALES Y ESPECIALES                     | \$15,639,053.37                |  | \$0.00                       |  | \$15,639,053.37    |  | \$15,639,053.37      |  | \$688,605.59      |  | \$688,605.59     |  | \$688,605.59    |  | \$14,950,447.78 |  |
| 13100  | PRIMAS POR AÑOS DE SERVICIOS EFECTIVOS PRESTADOS            | \$1,080,283.20                 |  | \$0.00                       |  | \$1,080,283.20     |  | \$1,080,283.20       |  | \$537,485.78      |  | \$537,485.78     |  | \$537,485.78    |  | \$542,797.42    |  |
| 13101  | Prima quinquenal por años de servicios efectivos prestados. | \$1,080,283.20                 |  | \$0.00                       |  | \$1,080,283.20     |  | \$1,080,283.20       |  | \$537,485.78      |  | \$537,485.78     |  | \$537,485.78    |  | \$542,797.42    |  |
| 13200  | PRIMAS DE VACACIONES, DOMINICAL Y GRATIFICACIÓN DE          | \$14,558,770.17                |  | \$0.00                       |  | \$14,558,770.17    |  | \$14,558,770.17      |  | \$151,119.81      |  | \$151,119.81     |  | \$151,119.81    |  | \$14,407,650.36 |  |
| 13201  | Primas de vacaciones y dominical.                           | \$2,551,382.58                 |  | \$0.00                       |  | \$2,551,382.58     |  | \$2,551,382.58       |  | \$24,650.70       |  | \$24,650.70      |  | \$24,650.70     |  | \$2,526,731.88  |  |
| 13202  | Aguinaldo o gratificación de fin de año.                    | \$12,007,387.59                |  | \$0.00                       |  | \$12,007,387.59    |  | \$12,007,387.59      |  | \$126,469.11      |  | \$126,469.11     |  | \$126,469.11    |  | \$11,880,918.48 |  |
| 14000  | SEGURIDAD SOCIAL  | \$42,008,395.91                |  | \$0.00                       |  | \$42,008,395.91    |  | \$42,008,395.91      |  | \$10,741,633.61   |  | \$10,741,633.61  |  | \$10,741,633.61 |  | \$31,266,762.30 |  |
| 14100  | APORTACIONES DE SEGURIDAD SOCIAL                            | \$20,000,000.01                |  | \$0.00                       |  | \$20,000,000.01    |  | \$20,000,000.01      |  | \$5,471,600.90    |  | \$5,471,600.90   |  | \$5,471,600.90  |  | \$14,528,399.11 |  |
| 14103  | Aportaciones al IMSS.                                       | \$20,000,000.01                |  | \$0.00                       |  | \$20,000,000.01    |  | \$20,000,000.01      |  | \$5,471,600.90    |  | \$5,471,600.90   |  | \$5,471,600.90  |  | \$14,528,399.11 |  |
| 14300  | APORTACIONES AL SISTEMA PARA EL RETIRO                      | \$21,358,395.91                |  | \$0.00                       |  | \$21,358,395.91    |  | \$21,358,395.91      |  | \$5,270,032.71    |  | \$5,270,032.71   |  | \$5,270,032.71  |  | \$16,088,363.20 |  |
| 14301  | Aportaciones al Sistema de Ahorro para el Retiro.           | \$21,358,395.91                |  | \$0.00                       |  | \$21,358,395.91    |  | \$21,358,395.91      |  | \$5,270,032.71    |  | \$5,270,032.71   |  | \$5,270,032.71  |  | \$16,088,363.20 |  |
| 14400  | APORTACIONES PARA SEGUROS                                   | \$649,999.99                   |  | \$0.00                       |  | \$649,999.99       |  | \$649,999.99         |  | \$0.00            |  | \$0.00           |  | \$0.00          |  | \$649,999.99    |  |
| 14401  | Cuotas para el seguro de vida del personal.                 | \$526,190.46                   |  | \$0.00                       |  | \$526,190.46       |  | \$526,190.46         |  | \$0.00            |  | \$0.00           |  | \$0.00          |  | \$526,190.46    |  |
| 14404  | Cuotas para el seguro de separación individualizado.        | \$123,809.53                   |  | \$0.00                       |  | \$123,809.53       |  | \$123,809.53         |  | \$0.00            |  | \$0.00           |  | \$0.00          |  | \$123,809.53    |  |
| 15000  | OTRAS PRESTACIONES SOCIALES Y ECONOMICAS                    | \$24,149,336.60                |  | \$0.00                       |  | \$24,149,336.60    |  | \$24,149,336.60      |  | \$12,910,018.18   |  | \$12,910,018.18  |  | \$12,910,018.18 |  | \$11,239,318.42 |  |

AUDITORÍA SUPERIOR DE MICHOACÁN  
MICHOACÁN DE OCAMPO

Alfabeto del Ejercicio del Presupuesto por Fuente de Financiamiento Del 01/ene./2022 Al 30/jun./2022

Fecha y 12/sep./2022

hora de Impresión 10:48 a. m.

| Egresos                   |  |                              |                    |                      |                   |                  |                 |                 |  |
|---------------------------|--|------------------------------|--------------------|----------------------|-------------------|------------------|-----------------|-----------------|--|
| Ejercicio del Presupuesto |  |                              |                    |                      |                   |                  |                 |                 |  |
|                           | Aprobado Al 31/12/2022   | Ampliaciones / (Reducciones) | Egresos Modificado | Egresos Comprometido | Egresos Devengado | Egresos Ejercido | Egresos Pagado  | Subejercicio    |  |
| 15400                     | PRESTACIONES CONTRACTUALES   | \$23,409,336.60              | \$0.00             | \$23,409,336.60      | \$12,526,900.06   | \$12,526,900.06  | \$12,526,900.06 | \$10,882,436.54 |  |
| 15401                     | Prestaciones establecidas por condiciones generales de trabajo o     | \$23,409,336.60              | \$0.00             | \$23,409,336.60      | \$12,526,900.06   | \$12,526,900.06  | \$12,526,900.06 | \$10,882,436.54 |  |
| 15900                     | OTRAS PRESTACIONES SOCIALES Y ECONÓMICAS                             | \$740,000.00                 | \$0.00             | \$740,000.00         | \$383,118.12      | \$383,118.12     | \$383,118.12    | \$356,681.88    |  |
| 15901                     | Otras prestaciones.  | \$740,000.00                 | \$0.00             | \$740,000.00         | \$383,118.12      | \$383,118.12     | \$383,118.12    | \$356,681.88    |  |
| 20000                     | MATERIALES Y SUMINISTROS   | \$2,570,850.00               | \$1,570,638.40     | \$4,141,488.40       | \$2,403,187.67    | \$2,403,187.67   | \$2,403,187.67  | \$1,735,300.73  |  |
| 21000                     | MATERIALES DE ADMINISTRACION, EMISION DE DOCUMENTI                   | \$756,600.01                 | \$976,208.91       | \$1,732,808.92       | \$1,308,013.17    | \$1,308,013.17   | \$1,308,013.17  | \$424,795.75    |  |
| 21100                     | MATERIALES, ÚTILES Y EQUIPOS MENORES DE OFICINA                      | \$504,000.02                 | \$309,562.54       | \$813,562.56         | \$766,648.10      | \$766,648.10     | \$766,648.10    | \$46,914.46     |  |
| 21101                     | Materiales y útiles de oficina.                                      | \$504,000.02                 | \$309,562.54       | \$813,562.56         | \$766,648.10      | \$766,648.10     | \$766,648.10    | \$46,914.46     |  |
| 21400                     | MATERIALES, ÚTILES Y EQUIPOS MENORES DE TECNOLOGI                    | \$12,600.00                  | -\$7,353.63        | \$5,246.37           | \$423.97          | \$423.97         | \$423.97        | \$4,822.40      |  |
| 21401                     | Materiales y útiles para el procesamiento en equipos y bienes info   | \$12,600.00                  | -\$7,353.63        | \$5,246.37           | \$423.97          | \$423.97         | \$423.97        | \$4,822.40      |  |
| 21600                     | MATERIAL DE LIMPIEZA   | \$239,999.99                 | \$674,000.00       | \$913,999.99         | \$540,941.10      | \$540,941.10     | \$540,941.10    | \$373,068.89    |  |
| 21601                     | Material de limpieza.  | \$239,999.99                 | \$674,000.00       | \$913,999.99         | \$540,941.10      | \$540,941.10     | \$540,941.10    | \$373,068.89    |  |
| 22000                     | ALIMENTOS Y UTENSILIOS   | \$280,705.25                 | \$107,220.11       | \$387,925.36         | \$283,289.52      | \$283,289.52     | \$283,289.52    | \$104,635.84    |  |
| 22100                     | PRODUCTOS ALIMENTICIOS PARA PERSONAS                                 | \$269,999.99                 | \$112,272.74       | \$382,272.73         | \$283,231.52      | \$283,231.52     | \$283,231.52    | \$99,041.21     |  |
| 22104                     | Productos alimenticios para el personal en las instalaciones de las  | \$269,999.99                 | \$112,272.74       | \$382,272.73         | \$283,231.52      | \$283,231.52     | \$283,231.52    | \$99,041.21     |  |
| 22300                     | UTENSILIOS PARA EL SERVICIO DE ALIMENTACIÓN                          | \$10,705.26                  | -\$5,052.63        | \$5,652.63           | \$58.00           | \$58.00          | \$58.00         | \$5,594.63      |  |
| 22301                     | Utensilios para el servicio de alimentación.                         | \$10,705.26                  | -\$5,052.63        | \$5,652.63           | \$58.00           | \$58.00          | \$58.00         | \$5,594.63      |  |
| 23000                     | MATERIAS PRIMAS Y MATERIALES DE PRODUCCION Y COME                    | \$37,894.73                  | -\$21,293.23       | \$16,601.50          | \$361.80          | \$361.80         | \$361.80        | \$16,239.70     |  |
| 23100                     | PRODUCTOS ALIMENTICIOS, AGROPECUARIOS Y FORESTAL                     | \$1,894.74                   | \$0.00             | \$1,894.74           | \$0.00            | \$0.00           | \$0.00          | \$1,894.74      |  |
| 23101                     | Productos alimenticios, agropecuarios y forestales adquiridos com    | \$1,894.74                   | \$0.00             | \$1,894.74           | \$0.00            | \$0.00           | \$0.00          | \$1,894.74      |  |
| 23500                     | PRODUCTOS QUÍMICOS, FARMACÉUTICOS Y DE LABORATO                      | \$35,999.99                  | -\$21,293.23       | \$14,706.76          | \$361.80          | \$361.80         | \$361.80        | \$14,344.96     |  |
| 23501                     | Productos químicos, farmacéuticos y de laboratorio adquiridos cor    | \$35,999.99                  | -\$21,293.23       | \$14,706.76          | \$361.80          | \$361.80         | \$361.80        | \$14,344.96     |  |
| 24000                     | MATERIALES Y ARTICULOS DE CONSTRUCCION Y DE REPAR                    | \$226,800.00                 | -\$134,147.37      | \$92,652.63          | \$1,223.31        | \$1,223.31       | \$1,223.31      | \$91,429.32     |  |
| 24600                     | MATERIAL ELÉCTRICO Y ELECTRÓNICO                                     | \$226,800.00                 | -\$134,147.37      | \$92,652.63          | \$1,223.31        | \$1,223.31       | \$1,223.31      | \$91,429.32     |  |
| 24601                     | Material eléctrico y electrónico.                                    | \$226,800.00                 | -\$134,147.37      | \$92,652.63          | \$1,223.31        | \$1,223.31       | \$1,223.31      | \$91,429.32     |  |
| 25000                     | PRODUCTOS QUÍMICOS, FARMACEUTICOS Y DE LABORATOR                     | \$0.00                       | \$63,342.00        | \$63,342.00          | \$63,342.00       | \$63,342.00      | \$63,342.00     | \$0.00          |  |
| 25100                     | PRODUCTOS QUÍMICOS BÁSICOS   | \$0.00                       | \$63,342.00        | \$63,342.00          | \$63,342.00       | \$63,342.00      | \$63,342.00     | \$0.00          |  |
| 25101                     | Productos químicos básicos.  | \$0.00                       | \$63,342.00        | \$63,342.00          | \$63,342.00       | \$63,342.00      | \$63,342.00     | \$0.00          |  |
| 26000                     | COMBUSTIBLES, LUBRICANTES Y ADITIVOS                                 | \$1,112,399.99               | -\$60,000.00       | \$1,052,399.99       | \$585,305.83      | \$585,305.83     | \$585,305.83    | \$467,094.16    |  |
| 26100                     | COMBUSTIBLES, LUBRICANTES Y ADITIVOS                                 | \$1,112,399.99               | -\$60,000.00       | \$1,052,399.99       | \$585,305.83      | \$585,305.83     | \$585,305.83    | \$467,094.16    |  |
| 26104                     | Combustibles, lubricantes y aditivos para vehículos terrestres, aére | \$1,112,399.99               | -\$60,000.00       | \$1,052,399.99       | \$585,305.83      | \$585,305.83     | \$585,305.83    | \$467,094.16    |  |





AUDITORÍA SUPERIOR DE MICHOACÁN  
MICHOACÁN DE OCAMPO

Alfóico del Ejercicio del Presupuesto por Fuente de Financiamiento Del 01/ene./2022 Al 30/jun./2022

Fecha y 12/sep./2022

hora de Impresión 10:48 a. m.

Utr: MANUEL

Rep: rptEstadoAnalíticoPresupuestoEgresos\_FF

| Egresos                      |  |                      |                   |                  |                 |                 |                 |                 |                 |
|------------------------------|--|----------------------|-------------------|------------------|-----------------|-----------------|-----------------|-----------------|-----------------|
| Aprobado Al 31/12/2022       |  |                      |                   |                  |                 |                 |                 |                 |                 |
| Ampliaciones / (Reducciones) |  |                      |                   |                  |                 |                 |                 |                 |                 |
| Ejercicio del Presupuesto    |  |                      |                   |                  |                 |                 |                 |                 |                 |
|                              | Egresos Modificado                                     | Egresos Comprometido | Egresos Devengado | Egresos Ejercido | Egresos Pagado  | Subejercicio    |                 |                 |                 |
| 27000                        | VESTUARIO, BLANCOS, PRENDAS DE PROTECCION Y ARTIC      | \$38,850.00          | \$48,000.49       | \$86,850.49      | \$86,850.49     | \$86,850.49     | \$0.00          | \$0.00          | \$0.00          |
| 27200                        | PRENDAS DE SEGURIDAD Y PROTECCIÓN PERSONAL             | \$38,850.00          | \$48,000.49       | \$86,850.49      | \$86,850.49     | \$86,850.49     | \$0.00          | \$0.00          | \$0.00          |
| 27201                        | Prendas de protección personal.                        | \$38,850.00          | \$48,000.49       | \$86,850.49      | \$86,850.49     | \$86,850.49     | \$0.00          | \$0.00          | \$0.00          |
| 28000                        | MATERIALES Y SUMINISTROS PARA SEGURIDAD                | \$0.00               | \$15,000.00       | \$0.00           | \$0.00          | \$0.00          | \$15,000.00     | \$15,000.00     | \$15,000.00     |
| 28200                        | MATERIALES DE SEGURIDAD PÚBLICA                        | \$0.00               | \$15,000.00       | \$0.00           | \$0.00          | \$0.00          | \$0.00          | \$0.00          | \$0.00          |
| 28201                        | Materiales de seguridad pública.                       | \$0.00               | \$15,000.00       | \$0.00           | \$0.00          | \$0.00          | \$0.00          | \$0.00          | \$0.00          |
| 29000                        | HERRAMIENTAS, REFACCIONES Y ACCESORIOS MENORES         | \$117,600.02         | \$576,307.49      | \$693,907.51     | \$74,801.55     | \$74,801.55     | \$619,105.96    | \$619,105.96    | \$619,105.96    |
| 29100                        | HERRAMIENTAS MENORES                                   | \$60,006.00          | \$23,580.47       | \$583,586.47     | \$14,551.80     | \$14,551.80     | \$569,034.67    | \$569,034.67    | \$569,034.67    |
| 29101                        | Herramientas menores.                                  | \$60,006.00          | \$23,580.47       | \$583,586.47     | \$14,551.80     | \$14,551.80     | \$569,034.67    | \$569,034.67    | \$569,034.67    |
| 29200                        | REFACCIONES Y ACCESORIOS MENORES DE EDIFICIOS          | \$29,994.01          | \$63,794.69       | \$93,788.70      | \$60,249.75     | \$60,249.75     | \$33,538.95     | \$33,538.95     | \$33,538.95     |
| 29201                        | Refacciones y accesorios menores de edificios.         | \$29,994.01          | \$63,794.69       | \$93,788.70      | \$60,249.75     | \$60,249.75     | \$33,538.95     | \$33,538.95     | \$33,538.95     |
| 29400                        | REFACCIONES Y ACCESORIOS MENORES DE EQUIPO DE C        | \$12,600.00          | -\$5,052.63       | \$7,547.37       | \$0.00          | \$0.00          | \$7,547.37      | \$7,547.37      | \$7,547.37      |
| 29401                        | Refacciones y accesorios para equipo de cómputo.       | \$12,600.00          | -\$5,052.63       | \$7,547.37       | \$0.00          | \$0.00          | \$7,547.37      | \$7,547.37      | \$7,547.37      |
| 29900                        | REFACCIONES Y ACCESORIOS MENORES OTROS BIENES M        | \$15,000.01          | -\$6,015.04       | \$8,984.97       | \$0.00          | \$0.00          | \$8,984.97      | \$8,984.97      | \$8,984.97      |
| 29901                        | Refacciones y accesorios menores otros bienes muebles. | \$15,000.01          | -\$6,015.04       | \$8,984.97       | \$0.00          | \$0.00          | \$8,984.97      | \$8,984.97      | \$8,984.97      |
| 30000                        | SERVICIOS GENERALES                                    | \$42,801,484.11      | -\$3,461,326.80   | \$39,340,157.31  | \$17,008,378.27 | \$17,008,378.27 | \$22,331,779.04 | \$22,331,779.04 | \$22,331,779.04 |
| 31000                        | SERVICIOS BASICOS                                      | \$1,204,800.04       | \$36,650.20       | \$1,241,450.24   | \$424,843.59    | \$424,843.59    | \$816,606.65    | \$816,606.65    | \$816,606.65    |
| 31100                        | ENERGÍA ELÉCTRICA                                      | \$504,000.02         | -\$12,774.43      | \$491,225.59     | \$129,569.00    | \$129,569.00    | \$361,656.59    | \$361,656.59    | \$361,656.59    |
| 31101                        | Servicio de energía eléctrica.                         | \$504,000.02         | -\$12,774.43      | \$491,225.59     | \$129,569.00    | \$129,569.00    | \$361,656.59    | \$361,656.59    | \$361,656.59    |
| 31300                        | AGUA   | \$88,200.01          | \$16,437.46       | \$104,637.47     | \$30,322.06     | \$30,322.06     | \$74,315.41     | \$74,315.41     | \$74,315.41     |
| 31301                        | Servicio de agua.                                      | \$88,200.01          | \$16,437.46       | \$104,637.47     | \$30,322.06     | \$30,322.06     | \$74,315.41     | \$74,315.41     | \$74,315.41     |
| 31400                        | TELEFONÍA TRADICIONAL                                  | \$600,000.01         | -\$741.64         | \$599,258.37     | \$262,499.25    | \$262,499.25    | \$336,759.12    | \$336,759.12    | \$336,759.12    |
| 31401                        | Servicio telefónico convencional.                      | \$600,000.01         | -\$741.64         | \$599,258.37     | \$262,499.25    | \$262,499.25    | \$336,759.12    | \$336,759.12    | \$336,759.12    |
| 31800                        | SERVICIOS POSTALES Y TELEGRÁFICOS                      | \$12,600.00          | \$33,728.81       | \$46,328.81      | \$2,453.28      | \$2,453.28      | \$43,875.53     | \$43,875.53     | \$43,875.53     |
| 31801                        | Servicio postal.                                       | \$12,600.00          | \$33,728.81       | \$46,328.81      | \$2,453.28      | \$2,453.28      | \$43,875.53     | \$43,875.53     | \$43,875.53     |
| 32000                        | SERVICIOS DE ARRENDAMIENTO                             | \$11,322,100.01      | -\$2,055,540.05   | \$9,266,559.96   | \$4,716,172.01  | \$4,716,172.01  | \$4,550,387.95  | \$4,550,387.95  | \$4,550,387.95  |
| 32200                        | ARRENDAMIENTO DE EDIFICIOS                             | \$6,999,999.98       | -\$2,189,672.45   | \$4,810,327.53   | \$2,579,069.24  | \$2,579,069.24  | \$2,231,258.29  | \$2,231,258.29  | \$2,231,258.29  |
| 32201                        | Arrendamiento de edificios y locales.                  | \$6,999,999.98       | -\$2,189,672.45   | \$4,810,327.53   | \$2,579,069.24  | \$2,579,069.24  | \$2,231,258.29  | \$2,231,258.29  | \$2,231,258.29  |
| 32300                        | ARRENDAMIENTO DE MOBILIARIO Y EQUIPO DE ADMINISTR      | \$600,000.04         | \$134,132.40      | \$734,132.44     | \$278,663.01    | \$278,663.01    | \$455,469.43    | \$455,469.43    | \$455,469.43    |
| 32303                        | Arrendamiento de fotocopiadoras.                       | \$600,000.04         | \$134,132.40      | \$734,132.44     | \$278,663.01    | \$278,663.01    | \$455,469.43    | \$455,469.43    | \$455,469.43    |
| 32500                        | ARRENDAMIENTO DE EQUIPO DE TRANSPORTE                  | \$3,720,000.00       | \$0.00            | \$3,720,000.00   | \$1,858,439.76  | \$1,858,439.76  | \$1,861,560.24  | \$1,861,560.24  | \$1,861,560.24  |



AUDITORÍA SUPERIOR DE MICHOACÁN  
MICHOACÁN DE OCAMPO

álifico del Ejercicio del Presupuesto por Fuente de Financiamiento Del 01/ene./2022 Al 30/jun./2022

Fecha y hora de Impresión | 12/sep./2022  
10:48 a. m.

Usr: MANUEL  
Rep: rptEstadoAnaliticoPresupuestoEgresos\_FF

| Ejercicio del Presupuesto |  | Egresos<br>Aprobado Al<br>31/12/2022 | Ampliaciones /<br>(Reducciones) | Egresos<br>Modificado | Egresos<br>Comprometido | Egresos<br>Devengado | Egresos<br>Ejercido | Egresos<br>Pagado | Subejercicio   |
|---------------------------|--|--------------------------------------|---------------------------------|-----------------------|-------------------------|----------------------|---------------------|-------------------|----------------|
| 32505                     | Arrendamiento de vehículos terrestres, aéreos, marítimos, lacustre | \$3,720,000.00                       | \$0.00                          | \$3,720,000.00        | \$1,858,439.76          | \$1,858,439.76       | \$1,858,439.76      | \$1,858,439.76    | \$1,861,560.24 |
| 32900                     | OTROS ARRENDAMIENTOS   | \$2,099.99                           | \$0.00                          | \$2,099.99            | \$0.00                  | \$0.00               | \$0.00              | \$0.00            | \$2,099.99     |
| 32904                     | Herramientas de trabajo.   | \$2,099.99                           | \$0.00                          | \$2,099.99            | \$0.00                  | \$0.00               | \$0.00              | \$0.00            | \$2,099.99     |
| 33000                     | SERVICIOS PROFESIONALES, CIENTÍFICOS, TÉCNICOS Y OTF               | \$1,960,800.00                       | \$157,954.04                    | \$2,118,754.04        | \$751,730.39            | \$751,730.39         | \$751,730.39        | \$751,730.39      | \$1,367,023.65 |
| 33200                     | SERVICIOS DE DISEÑO, ARQUITECTURA, INGENIERÍA Y ACT                | \$95,999.99                          | -\$4,812.03                     | \$91,187.96           | \$21,770.00             | \$21,770.00          | \$21,770.00         | \$21,770.00       | \$69,417.96    |
| 33202                     | Servicios de laboratorio y muestreo.                               | \$95,999.99                          | -\$4,812.03                     | \$91,187.96           | \$21,770.00             | \$21,770.00          | \$21,770.00         | \$21,770.00       | \$69,417.96    |
| 33300                     | SERVICIOS DE CONSULTORÍA ADMINISTRATIVA, PROCESOS                  | \$84,000.00                          | -\$4,210.53                     | \$79,789.47           | \$4,176.00              | \$4,176.00           | \$4,176.00          | \$4,176.00        | \$75,613.47    |
| 33304                     | Otros servicios profesionales.                                     | \$84,000.00                          | -\$4,210.53                     | \$79,789.47           | \$4,176.00              | \$4,176.00           | \$4,176.00          | \$4,176.00        | \$75,613.47    |
| 33400                     | SERVICIOS DE CAPACITACIÓN  | \$428,399.99                         | -\$722.64                       | \$427,677.35          | \$143,322.59            | \$143,322.59         | \$143,322.59        | \$143,322.59      | \$284,354.76   |
| 33401                     | Servicios para capacitación a servidores públicos.                 | \$428,399.99                         | -\$722.64                       | \$427,677.35          | \$143,322.59            | \$143,322.59         | \$143,322.59        | \$143,322.59      | \$284,354.76   |
| 33800                     | SERVICIOS DE VIGILANCIA  | \$752,400.00                         | \$262,000.00                    | \$1,014,400.00        | \$351,297.00            | \$351,297.00         | \$351,297.00        | \$351,297.00      | \$663,103.00   |
| 33801                     | Servicios de vigilancia.   | \$752,400.00                         | \$262,000.00                    | \$1,014,400.00        | \$351,297.00            | \$351,297.00         | \$351,297.00        | \$351,297.00      | \$663,103.00   |
| 33900                     | SERVICIOS PROFESIONALES, CIENTÍFICOS Y TÉCNICOS INTI               | \$600,000.02                         | -\$94,300.76                    | \$505,699.26          | \$231,164.80            | \$231,164.80         | \$231,164.80        | \$231,164.80      | \$274,534.46   |
| 33901                     | Subcontratación de servicios con terceros.                         | \$600,000.02                         | -\$94,300.76                    | \$505,699.26          | \$231,164.80            | \$231,164.80         | \$231,164.80        | \$231,164.80      | \$274,534.46   |
| 34000                     | SERVICIOS FINANCIEROS, BANCARIOS Y COMERCIALES                     | \$443,550.00                         | \$4,280.68                      | \$447,830.68          | \$382,822.71            | \$382,822.71         | \$382,822.71        | \$382,822.71      | \$65,007.97    |
| 34100                     | SERVICIOS FINANCIEROS Y BANCARIOS                                  | \$11,999.99                          | \$0.00                          | \$11,999.99           | \$1,972.00              | \$1,972.00           | \$1,972.00          | \$1,972.00        | \$10,027.99    |
| 34101                     | Servicios bancarios y financieros.                                 | \$11,999.99                          | \$0.00                          | \$11,999.99           | \$1,972.00              | \$1,972.00           | \$1,972.00          | \$1,972.00        | \$10,027.99    |
| 34500                     | SEGURO DE BIENES PATRIMONIALES                                     | \$431,550.01                         | \$4,280.68                      | \$435,830.69          | \$380,850.71            | \$380,850.71         | \$380,850.71        | \$380,850.71      | \$54,979.98    |
| 34501                     | Seguros de bienes patrimoniales.                                   | \$431,550.01                         | \$4,280.68                      | \$435,830.69          | \$380,850.71            | \$380,850.71         | \$380,850.71        | \$380,850.71      | \$54,979.98    |
| 35000                     | SERVICIOS DE INSTALACION, REPARACION, MANTENIMIENTO                | \$833,000.01                         | \$3,987,811.95                  | \$4,820,811.96        | \$2,232,367.86          | \$2,232,367.86       | \$2,232,367.86      | \$2,232,367.86    | \$2,588,444.10 |
| 35200                     | INSTALACIÓN, REPARACIÓN Y MANTENIMIENTO DE MOBILI                  | \$189,473.71                         | -\$9,022.56                     | \$180,451.15          | \$290.40                | \$290.40             | \$290.40            | \$290.40          | \$180,160.75   |
| 35201                     | Mantenimiento y conservación de mobiliario y equipo de administr   | \$189,473.71                         | -\$9,022.56                     | \$180,451.15          | \$290.40                | \$290.40             | \$290.40            | \$290.40          | \$180,160.75   |
| 35300                     | INSTALACIÓN, REPARACIÓN Y MANTENIMIENTO DE EQUIPO                  | \$53,526.31                          | -\$3,157.89                     | \$50,368.42           | \$0.00                  | \$0.00               | \$0.00              | \$0.00            | \$50,368.42    |
| 35301                     | Mantenimiento y conservación de bienes informáticos.               | \$53,526.31                          | -\$3,157.89                     | \$50,368.42           | \$0.00                  | \$0.00               | \$0.00              | \$0.00            | \$50,368.42    |
| 35500                     | REPARACIÓN Y MANTENIMIENTO DE EQUIPO DE TRANSPOR                   | \$209,999.99                         | \$0.00                          | \$209,999.99          | \$117,672.60            | \$117,672.60         | \$117,672.60        | \$117,672.60      | \$92,327.39    |
| 35501                     | Mantenimiento y conservación de vehículos terrestres, aéreos, ma   | \$209,999.99                         | \$0.00                          | \$209,999.99          | \$117,672.60            | \$117,672.60         | \$117,672.60        | \$117,672.60      | \$92,327.39    |
| 35700                     | INSTALACIÓN, REPARACIÓN Y MANTENIMIENTO DE MAQUIN                  | \$299,999.99                         | \$3,857,632.36                  | \$4,157,632.35        | \$1,892,044.85          | \$1,892,044.85       | \$1,892,044.85      | \$1,892,044.85    | \$2,265,587.50 |
| 35711                     | Mantenimiento y reparación de edificios y estructuras.             | \$299,999.99                         | \$3,857,632.36                  | \$4,157,632.35        | \$1,892,044.85          | \$1,892,044.85       | \$1,892,044.85      | \$1,892,044.85    | \$2,265,587.50 |
| 35900                     | SERVICIOS DE JARDINERÍA Y FUMIGACIÓN                               | \$80,000.01                          | \$142,360.04                    | \$222,360.05          | \$222,360.01            | \$222,360.01         | \$222,360.01        | \$222,360.01      | \$0.04         |
| 35901                     | Servicios de jardinería y fumigación.                              | \$80,000.01                          | \$142,360.04                    | \$222,360.05          | \$222,360.01            | \$222,360.01         | \$222,360.01        | \$222,360.01      | \$0.04         |
| 37000                     | SERVICIOS DE TRASLADO Y VIATICOS                                   | \$2,470,112.26                       | -\$27,341.36                    | \$2,442,770.90        | \$1,555,132.26          | \$1,555,132.26       | \$1,555,132.26      | \$1,555,132.26    | \$887,638.64   |





AUDITORÍA SUPERIOR DE MICHOACÁN  
MICHOACÁN DE OCAMPO

álitico del Ejercicio del Presupuesto por Fuente de Financiamiento Del 01/ene./2022 Al 30/jun./2022

Fecha y 12/sep./2022  
hora de Impresión | 10:48 a. m.

Usr: MANUEL

Rep: rptEstadoAnaliticoPresupuestoEgresos\_FF

| Egresos   |                           | Egresos<br>Modificado           | Egresos<br>Comprometido | Egresos<br>Devengado | Egresos<br>Ejercido | Egresos<br>Pagado | Subejercicio    |
|---|---------------------------|---------------------------------|-------------------------|----------------------|---------------------|-------------------|-----------------|
| Ejercicio del Presupuesto   | Aprobado Al<br>31/12/2022 |                                 |                         |                      |                     |                   |                 |
|   |                           | Ampliaciones /<br>(Reducciones) |                         |                      |                     |                   |                 |
| 37200 PASAJES TERRESTRES  | \$60,000.00               | -\$8,421.05                     | \$0.00                  | \$0.00               | \$0.00              | \$0.00            | \$51,578.95     |
| 37204 Pasajes terrestres nacionales para servidores públicos de mando | \$60,000.00               | -\$8,421.05                     | \$0.00                  | \$0.00               | \$0.00              | \$0.00            | \$51,578.95     |
| 37500 VIÁTICOS EN EL PAÍS   | \$2,410,112.26            | -\$18,920.31                    | \$1,555,132.26          | \$1,555,132.26       | \$1,555,132.26      | \$1,555,132.26    | \$836,059.69    |
| 37504 Viáticos nacionales para servidores públicos en el desempeño de | \$2,410,112.26            | -\$18,920.31                    | \$1,555,132.26          | \$1,555,132.26       | \$1,555,132.26      | \$1,555,132.26    | \$836,059.69    |
| 38000 SERVICIOS OFICIALES   | \$71,999.99               | \$3,007.52                      | \$8,280.00              | \$8,280.00           | \$8,280.00          | \$8,280.00        | \$66,727.51     |
| 38300 CONGRESOS Y CONVENCIONES  | \$60,000.00               | \$3,007.52                      | \$7,000.00              | \$7,000.00           | \$7,000.00          | \$7,000.00        | \$56,007.52     |
| 38301 Congresos y convenciones.                                       | \$60,000.00               | \$3,007.52                      | \$7,000.00              | \$7,000.00           | \$7,000.00          | \$7,000.00        | \$56,007.52     |
| 38500 GASTOS DE REPRESENTACIÓN  | \$11,999.99               | \$0.00                          | \$1,280.00              | \$1,280.00           | \$1,280.00          | \$1,280.00        | \$10,719.99     |
| 38502 Gastos menores.   | \$11,999.99               | \$0.00                          | \$1,280.00              | \$1,280.00           | \$1,280.00          | \$1,280.00        | \$10,719.99     |
| 39000 OTROS SERVICIOS GENERALES                                       | \$24,495,121.80           | -\$5,568,149.78                 | \$6,937,029.45          | \$6,937,029.45       | \$6,937,029.45      | \$6,937,029.45    | \$11,989,942.57 |
| 39100 SERVICIOS FUNERARIOS Y DE CEMENTERIOS                           | \$518,399.99              | -\$25,984.96                    | \$0.00                  | \$0.00               | \$0.00              | \$0.00            | \$492,415.03    |
| 39101 Funerales y pagas de defunción.                                 | \$518,399.99              | -\$25,984.96                    | \$0.00                  | \$0.00               | \$0.00              | \$0.00            | \$492,415.03    |
| 39200 IMPUESTOS Y DERECHOS  | \$60,000.00               | \$61,060.90                     | \$116,450.00            | \$116,450.00         | \$116,450.00        | \$116,450.00      | \$4,610.90      |
| 39202 Valores de tránsito placas, tarjetas y calcomanías.             | \$60,000.00               | \$61,060.90                     | \$116,450.00            | \$116,450.00         | \$116,450.00        | \$116,450.00      | \$4,610.90      |
| 39400 SENTENCIAS Y RESOLUCIONES POR AUTORIDAD COMPETEI                | \$4,500,000.01            | -\$1,090,776.49                 | \$0.00                  | \$0.00               | \$0.00              | \$0.00            | \$3,409,223.52  |
| 39401 Erogaciones por resoluciones por autoridad competente.          | \$4,500,000.01            | -\$1,090,776.49                 | \$0.00                  | \$0.00               | \$0.00              | \$0.00            | \$3,409,223.52  |
| 39500 PENAS, MULTAS, ACCESORIOS Y ACTUALIZACIONES                     | \$0.00                    | \$338,233.00                    | \$317,256.00            | \$317,256.00         | \$317,256.00        | \$317,256.00      | \$20,977.00     |
| 39501 Penas, multas, accesorios y actualizaciones.                    | \$0.00                    | \$338,233.00                    | \$317,256.00            | \$317,256.00         | \$317,256.00        | \$317,256.00      | \$20,977.00     |
| 39800 IMPUESTO SOBRE NÓMINAS Y OTROS QUE SE DERIVEN DE                | \$19,416,721.80           | -\$4,850,682.23                 | \$6,503,323.45          | \$6,503,323.45       | \$6,503,323.45      | \$6,503,323.45    | \$8,062,716.12  |
| 39801 Impuesto sobre nóminas.   | \$3,817,376.15            | -\$2,540,542.86                 | \$0.00                  | \$0.00               | \$0.00              | \$0.00            | \$1,276,833.29  |
| 39802 Impuestos sobre la renta de aginaldo y/o prima vacacional.      | \$15,599,345.65           | -\$2,310,139.37                 | \$6,503,323.45          | \$6,503,323.45       | \$6,503,323.45      | \$6,503,323.45    | \$6,785,882.83  |
| 50000 BIENES MUEBLES, INMUEBLES E INTANGIBLES                         | \$13,805,999.99           | \$2,000,000.00                  | \$9,378,386.11          | \$9,378,386.11       | \$9,378,386.11      | \$9,378,386.11    | \$6,427,613.88  |
| 51000 MOBILIARIO Y EQUIPO DE ADMINISTRACION                           | \$13,805,999.99           | -\$7,000,000.00                 | \$378,386.11            | \$378,386.11         | \$378,386.11        | \$378,386.11      | \$6,427,613.88  |
| 51100 Muebles de oficina y estantería                                 | \$3,740,000.01            | -\$2,296,491.26                 | \$0.00                  | \$0.00               | \$0.00              | \$0.00            | \$1,443,508.75  |
| 51101 Mobiliario.   | \$3,740,000.01            | -\$2,296,491.26                 | \$0.00                  | \$0.00               | \$0.00              | \$0.00            | \$1,443,508.75  |
| 51500 Equipo de cómputo y de tecnologías de la información            | \$9,999,999.99            | -\$4,666,140.33                 | \$378,386.11            | \$378,386.11         | \$378,386.11        | \$378,386.11      | \$4,935,473.55  |
| 51501 Bienes informáticos.  | \$9,999,999.99            | -\$4,666,140.33                 | \$378,386.11            | \$378,386.11         | \$378,386.11        | \$378,386.11      | \$4,935,473.55  |
| 51900 Otros mobiliarios y equipos de administración                   | \$65,999.99               | -\$17,368.41                    | \$0.00                  | \$0.00               | \$0.00              | \$0.00            | \$48,631.58     |
| 51901 Equipo de administración.                                       | \$65,999.99               | -\$17,368.41                    | \$0.00                  | \$0.00               | \$0.00              | \$0.00            | \$48,631.58     |
| 59000 ACTIVOS INTANGIBLES   | \$0.00                    | \$9,000,000.00                  | \$9,000,000.00          | \$9,000,000.00       | \$9,000,000.00      | \$9,000,000.00    | \$0.00          |
| 59100 Software  | \$0.00                    | \$9,000,000.00                  | \$9,000,000.00          | \$9,000,000.00       | \$9,000,000.00      | \$9,000,000.00    | \$0.00          |






# AUDITORÍA SUPERIOR DE MICHOACÁN MICHOACÁN DE OCAMPO

alíptico del Ejercicio del Presupuesto por Fuente de Financiamiento Del 01/ene./2022 Al 30/jun./2022

Fecha y 12/sep./2022  
hora de Impresión 10:48 a. m.

Ucr: MANUEL  
Rep: rptEstadoAnalíticoPresupuestoEgresos\_FF

|                             |           | Egresos   |                                 |                       |                         |                      |                     |                   |                  |
|-----------------------------|-----------|---|---------------------------------|-----------------------|-------------------------|----------------------|---------------------|-------------------|------------------|
| Ejercicio del Presupuesto   |           | Aprobado Al<br>31/12/2022   | Ampliaciones /<br>(Reducciones) | Egresos<br>Modificado | Egresos<br>Comprometido | Egresos<br>Devengado | Egresos<br>Ejercido | Egresos<br>Pagado | Subejercicio     |
| 59101                       | Software. | \$0.00  | \$9,000,000.00                  | \$9,000,000.00        | \$9,000,000.00          | \$9,000,000.00       | \$9,000,000.00      | \$9,000,000.00    | \$0.00           |
| PRESUPUESTO AUTORIZADO 2022 |           | \$202,585,432.00  | \$109,311.60                    | \$202,694,743.60      | \$172,197,049.95        | \$91,262,235.59      | \$91,262,235.59     | \$91,262,235.59   | \$111,432,508... |
| Total Final                 |           | \$208,318,322.35  | \$2,410,988.72                  | \$210,729,311.07      | \$176,197,049.95        | \$95,262,235.59      | \$95,262,235.59     | \$95,262,235.59   | \$115,467,075... |
|                             |           |  |                                 |                       |                         |                      |                     |                   |                  |
|                             |           | C.P. MIGUEL ANGEL AGUIRRE ABELLANEDA<br>AUDITOR SUPERIOR DE MICHOACÁN               |                                 |                       |                         |                      |                     |                   |                  |
|                             |           |    |                                 |                       |                         |                      |                     |                   |                  |
|                             |           | LIC. ANA LILIA TORRES CAMPOS<br>DIRECTOR ADMINISTRATIVO                             |                                 |                       |                         |                      |                     |                   |                  |
|                             |           |    |                                 |                       |                         |                      |                     |                   |                  |
|                             |           | L.C. JOSE MANUEL MARTINEZ ESPINOSA<br>JEFE DEL DEPARTAMENTO DE RECURSOS FINANCIEROS |                                 |                       |                         |                      |                     |                   |                  |